


MY ACTIVITY BOOK

MOLANG

SEASONS
GREETINGS
EDITION








MAKE YOUR OWN PAPER-TOY

fold
cut
glue




GINGERBREAD COOKIE RECIPE

INGREDIENTS



THE DOUGH

- 1 - In a large bowl, mix together all of the ingredients.
- 2 - Little by little, add two tablespoons of water to create a smooth dough ball.
- 3 - Roll out the dough and cut out according to the patterns.





4 - Let the dough rest for 10 minutes.

5 - Bake in the oven at 180°C for 15 minutes, then let cool.



THE ICING


1 - Whisk an egg white, add the powdered sugar, and continue whisking.

3 - Decorate the cookies with the icing.

4 - Enjoy the cookies with your friends and family!



Cut out the forms to create your own cookie cutters



5 EXCLUSIVE WINTER LOOKS ON ANIMAL CROSSING!





**MOLANG WINTER
SWEATER**

MO-D8FS-5M81-B96Q

**MOLANG WINTER
COAT**

MO-G7X7-JFXL-CTKV



PIU PIU BEANIE

MO-KFGM-GTKT-FG9W



**PIU PIU
WINTER DRESS**

MO-8S3N-NYV7-MBGN

To see more, check out our Instagram

 @molang.official

CHRISTMAS SNAKES AND LADDERS

cut and glue
to build your
own dice




THE RULES



Throw the dice to move from square to square, the first to arrive at the Christmas tree wins!

To finish the race you must land on the "Finish" square. If your dice number is too high, move back as many squares indicated by the dice.

The youngest player starts!





CELEBRATE THE END OF THE YEAR WITH OUR INSTAGRAM FILTERS



christmas
molang



molang's new year



@molang.official

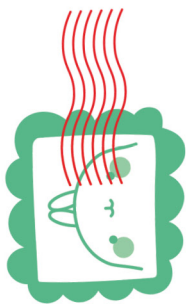


CUT OUT YOUR
GREETING CARD...



...AND SEND IT TO A
PERSON YOU LOVE!

© 2020 - Millimages/Canal+/Piwi+/Hayanori

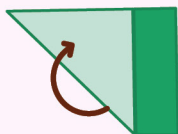




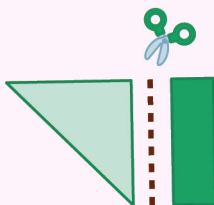
MAKE YOUR OWN PAPER SNOWFLAKE



get a blank piece of paper



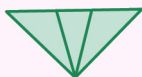
fold it



trim off the excess



fold it




fold paper triangle in thirds



fold the left side



fold the right side



trim the pointed ends



draw this design on your triangle



cut out the design and remove the white paper cutouts




unfold your paper to reveal your snowflake!

MAKE YOUR OWN PAPER-TOY

fold

cut

glue







@molang.official



@molang



@molang



@molang