

SUPER WINGS

Activity Resource Booklet





Welcome to the Super Wings Activity Resource Booklet


We are delighted to bring you this activity booklet, featuring four activities which support the EYFS curriculum, and can also be used to support Early level and Foundation Phase curricula. They all tie into the action-packed preschool series, Super Wings.

Super Wings follows Jett, the adorable jet plane, who travels the globe delivering packages to children in different countries. On every delivery, Jett encounters a new problem that he and his friends, the Super Wings, must work together to solve.

The booklet has been designed so you can use many of the sections directly with a group of pre-school children, or independently with your child at home. We hope children enjoy following Jett and his friends on many adventures and to help solve problems along the way.

You can download and print further Super Wings activities and a poster through this link to the iChild website
www.ichild.co.uk/tags/browse/446/Super-Wings

You can also watch Super Wings on Cartoonito and Tiny PoP.
We hope you tune in!



Contents



Meet the Super Wings	4
Lesson plan 1 - Jett and Jerome go into space!	5 - 6
Supporting activity: Shapes	7
Lesson plan 2 - Jett and Bello fly to Africa	8 - 10
Supporting activity: Spot the Difference	11
Lesson plan 3 - Jett and Dizzy to the rescue	12 - 14
Supporting activity: Maze	15
Lesson plan 4 - Traditions around the world with Jett and Donnie	16 - 18
Supporting activity: Make a Paper Plane.	19

**Take flight with the latest toy range
from Super Wings!**




To find out more about the full range and locate a retailer near you, simply visit
www.alphatoysuk.com/retailers

Meet the Super Wings!



Jett is the fastest plane in the world. He loves to travel and deliver his packages all over the world. When Jett's missions run into trouble, he calls on his best friends, the Super Wings!




Dizzy is a rescue helicopter. Pink and tough, Dizzy is never without a rescue rope and emergency kit. She helps Jett out when he gets into sticky situations.



Donnie is great with tools. He's loyal, good-natured and can fix almost anything! He's always ready to help!



Jerome is a super stunt flyer and performs in air shows. He loves to compete with his friends. Whenever Jett needs help, Jerome is there!



Bello knows everything about animals and can even communicate in their own language! Bello has a bit of a wild side!



Mira is an energetic underwater plane, who can fly anywhere even under the deep blue sea!



Paul patrols the airport to make sure all the planes and packages are safe and sound. He also helps understand the difference between right and wrong.



Grand Albert has had a very long, rich and interesting life. The only problem is, he can't remember most of it! Despite this, Grand Albert is still very wise and gives Jett helpful advice.



Jimbo is the cheerful air traffic controller. He loves all the Super Wings, and is responsible for giving Jett his delivery mission.



Jett and Jerome go into space!

Lesson plan 1

Age range: Nursery/Early Years

Time: 30 minutes

Education Links: Communication & Language; Physical Development (prime areas). Supported by Mathematics; Understanding the World; Expressive Arts & Design

Learning Outcomes: This activity will support: problem solving, flexible thinking, mathematics, science and space.



Activity

Jett has to deliver a package to outer space. He needs the help of a super flyer!

It's time to call the Super Wings. Who would be best for the job?

Jerome, the stunt flyer! Whenever Jett needs help, Jerome is always there for him.

Imagine you are part of the Super Wings squad and have been assigned a delivery mission into space! How long do you think it will take to fly to another planet in our solar system? What might you need to take on the trip?

How many letters and parcels are delivered all over the world every day?

Millions!

Set up a table with boxes or packaging for children to make and label parcels or letters for their friends. If conducting this activity at home, the children could prepare parcels or letters for their favourite teddies or toys located in different rooms around the house. Ask children to deliver parcels/letters to the correct recipient just like Jett does on his missions. They can work in teams if in a group setting or independently at home.



Do you know these words and what they mean?

Solar system

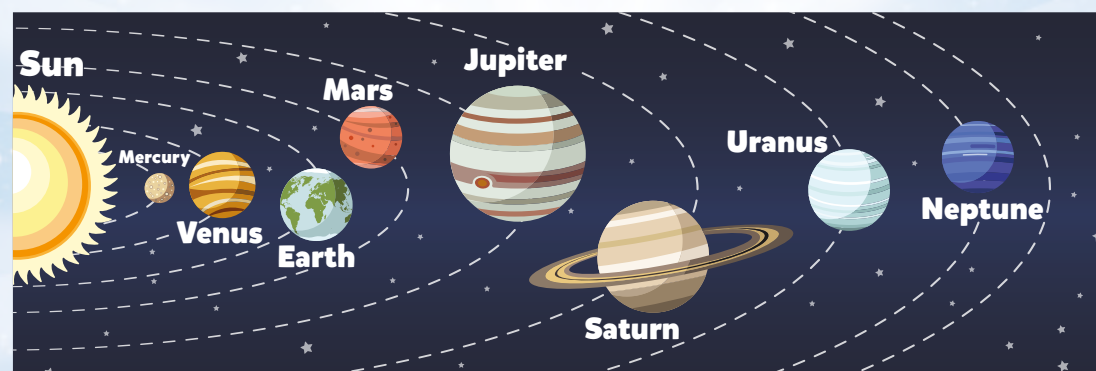
Planet

Star

Galaxy



How many of the planets in our solar system can you name?







Create a picture, wall display or hanging mobile of the solar system. Refer to books on space if available.

Design your own spaceship! Draw a picture or use building bricks or modelling clay to create a model spaceship. If working in groups, see who can make the biggest and most realistic spaceship.



Supporting activity: Shapes

1. Can you name the characters?
2. Can you read the names?
3. Can you name the different shapes?
4. Let's count the characters in number order!



Can children count beyond 5? How high can they count up to?

Children can colour these pictures and cut out the shapes to organise them in number order.

This page can be downloaded from the Super Wings section of the iChild website www.ichild.co.uk/tags/browse/446/Super-Wings



Jett and Bello fly to Africa

Lesson plan 2

Age range: Nursery/Early Years

Time: 30 minutes

Education Links: Communication & Language; Personal, Social & Emotional Development (prime areas). Supported by: Speaking and listening; Literacy; Understanding the World.

Learning Outcomes: This activity will support: Positive attitudes towards different people, respect for the natural world, speaking and listening skills, and fine motor skills.



"Jambo, Bello"

Activity

Jett's mission is to deliver a package to a little boy and girl in Kenya, a land far away in Africa. He flies over Africa's highest mountain and into the Savannah. The children are excited to receive their package – but, oh, no! They drop it and it rolls away! Jett could ask the animals to help – if only he could speak to them!

It's time to call the Super Wings. Who would be best for the job?

Bello! He can talk to animals - he'll find the parcel!

Jett and Bello greeted the children in Swahili, Kenya's national language. **"Hello"** in Swahili is **"Jambo"**.

In pairs, ask the children to greet each other. The first child speaks, their partner listens, then responds in turn.

What greetings from other languages do children know? What is the greeting and which country does it come from? How many greetings can you think of?



"Jambo, Jett"




The highest mountain in **Africa** is **Mount Kilimanjaro**. It's a long word, but it's quite easy to say!

It is **5,895 meters high**.

Look at the picture. Why is there snow at the top? What else do you notice?




Here are two more famous mountains.



The highest mountain in the **world** is **Mount Everest**.

Height: **8,848 metres**.

Where: **In Nepal**.



The highest mountain in **Great Britain** is **Ben Nevis**.

Height: **1,345 metres**.

Where: **In Scotland**.



The land of Africa is full of amazing animals. How many can you think of?



Lion



Rhinoceros



Elephant



Giraffe



Ask children to name all the animals. Can they spell out the animals names? Talk about size with the children. The elephant is the largest animal on land, and giraffe is the tallest. Who is the biggest in the picture? (A lion is bigger than its cub!)


Ask children to create some animal actions! They could roar like a lion, wave their arm like an elephant's trunk, or sway from side to side and hiss like a snake.

Children can choose an African animal to draw and colour a picture of. Include a title.



Supporting activity: Spot the difference

Can you spot five differences in this picture?



Bello is stripy. Can children think of any other stripy animals? Such as a zebra or tiger.

Older children could draw pictures of stripy animals, and smaller children could make pictures of colourful stripes.

This page can be downloaded from the Super Wings section of the iChild website www.ichild.co.uk/tags/browse/446/Super-Wings



Jett and Dizzy to the rescue!

Lesson plan 3

Age range: Nursery/Early Years

Time: 30 minutes

Education Links: Communication & Language; Personal, Social & Emotional Development (prime areas). Supported by: Understanding the World, Literacy and Expressive Arts & Design.

Learning Outcomes: This activity will support: friendship and helping others when in need.



Activity

Jett is travelling over a large forest to deliver his package. There's an opening in the trees, and he sees the family on a rock in the middle of a river. Their boat is lost ... they need rescuing!

It's time to call the Super Wings! Who would be best for the job?

Dizzy! Forever prepared, she always has her rescue rope and emergency kit with her. She swoops in and manages to haul everyone to safety.

Let's talk about friendship:
What does it mean to be a good friend?
Draw a picture of a friend.

Ask children to label the picture with words that describe their friend and what they like about them?

Some children might write in sentences, using sentence stems and key words.

Example picture: "I like my friend because"

Suggested words: kind, funny, brave, good.



People who help us



Nurse

Nurses look after us in hospitals. They're very kind and they help make us better!



Ambulance

An ambulance team will rush to our help when we're hurt. They'll look after us and take us to hospital. What number should we ring? 9, 9, 9!



Fire engine

If there's a fire, we need a fire engine! Full of brave firefighters, they will put out the fire as fast as they can. What should we dial? 9, 9, 9!



Police

If we're in danger or trouble, the police will come at the double. How do we call them? We just dial 9, 9, 9!



Postman (or woman)

Every day, they pick up their postbag. It's full of letters, postcards (maybe presents!) and deliver them to our door. Just like Jett!



Lollipop lady (or man)

Come rain or shine, lollipop ladies help children cross the road, keeping everyone safe to and from school!



Think about the people who help us on page 13, and role play different situations. Use costumes if you have them available or make some hats or props if you would like to.

How many scenarios can the children think of? Have fun acting them out, taking it in turns to be the helper, or person being helped.

How does helping other people make you feel?



Think about the Super Wings.


If you needed to help an underwater creature, who would you call?

If you needed rescuing, who would you call?



Supporting activity: Maze

Help **Jett** navigate the storm clouds to meet **Dizzy** at the airport.





Traditions around the world with Jett and Donnie

Lesson plan 4

Age range: Nursery/Early Years

Time: 30 minutes

Education Links: Communication & Language (prime area). Supported by: Literacy, Speaking & Listening; Expressive Arts & Design; Understanding the World; Mathematics.

Learning Outcomes: This activity will support children's learning about different traditions, they can talk about how shadows are made and use their imagination in story-telling.



Activity

Jett is delivering a puppet all the way to China for Mei's shadow puppet play. She hopes her father can come and watch the show, but first he has to make many dumplings for his restaurant. They need someone who's great with tools to help make more.



It's time to call the Super Wings!
Who would be best for the job?

Donnie! He's great with tools and he can fix almost anything!

He makes a splendid dumpling-making machine and everyone goes to watch Mei's shadow puppet play.



Many countries and cultures have their own special dishes.




Dumplings
China



Pizzas
Italy



Pitta bread and hummus
Middle East



Curry and naan bread
India



Latkes
Hanukkah



Indian sweets
Diwali

In Spain and Mexico, it's traditional to eat 12 grapes on New Year's Eve, one for each stroke of midnight!

Why not find some simple recipes to make together.

What must we do before we touch food? Wash our hands!

Special clothes from different countries and cultures.



Sari
Traditional Indian dress for women



Kilts
Traditional Scottish dress



Masai beadwork
Africa, Kenya



Conical hats
Vietnam





Shadow puppets are a traditional Chinese form of storytelling.


What is a shadow? Let's stand in the light and look at shadows.

Let's move our arms and legs and make different shapes.

The shadows can be bigger or smaller.

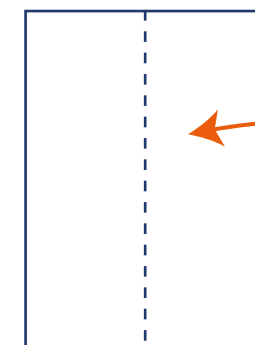


With a grown-up's help, cut out a figure (you could print a Super Wings from the iChild website). The children can take turns to hold the cut-out, or puppet, between a source of light and a screen, or perhaps your wall. They can then take turns telling stories. Just like Mei's puppet show, which Jett and Donnie enjoyed!

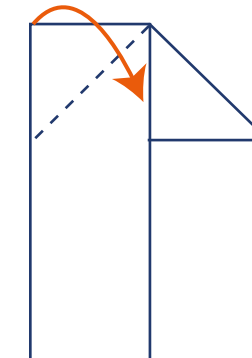


Supporting activity: Make a paper plane

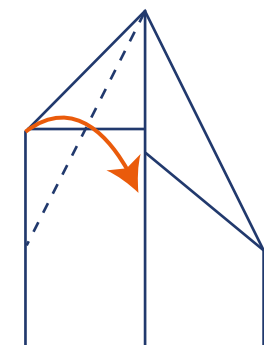
You will need an A4 sheet of paper. Follow the instructions below.



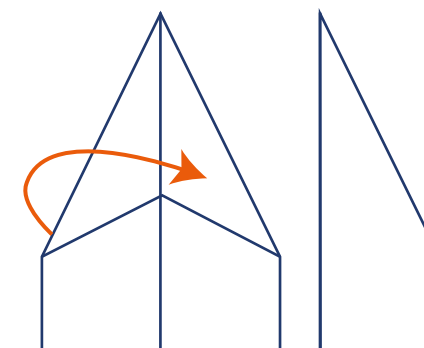
Fold the paper in half. Then unfold again.



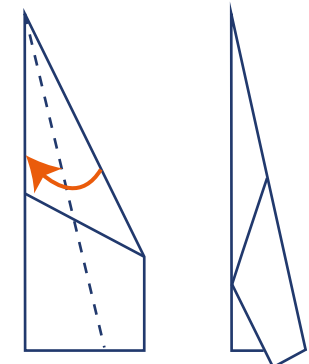
Fold each top corner of paper into the centre crease line.



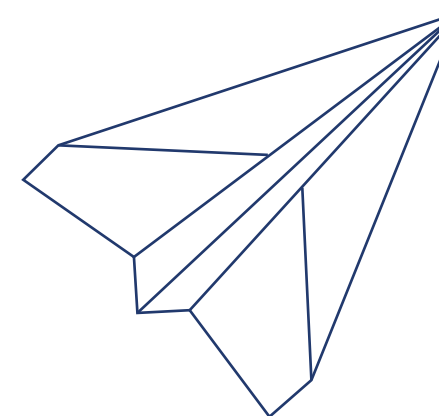
Fold each top edge into the centre crease line.



Fold the wing down so the top edge matches up with the bottom edge. Then do the same on the other side.



Fold the plane in half towards you.



You now have your very own

Super Wings!

You can also print this page from the Super Wings section of the iChild website (www.ichild.co.uk)

SUPER WINGS



In association with **iChild®**