

My activity book

MOLANG

SUMMER
EDITION



Can you spot the seven differences between these pictures?



PIU PIU
PIU PIU

Help Piu Piu to write its name on the sand and decorate the letters with your favourite patterns.

Help Molang to complete its alphabet book.

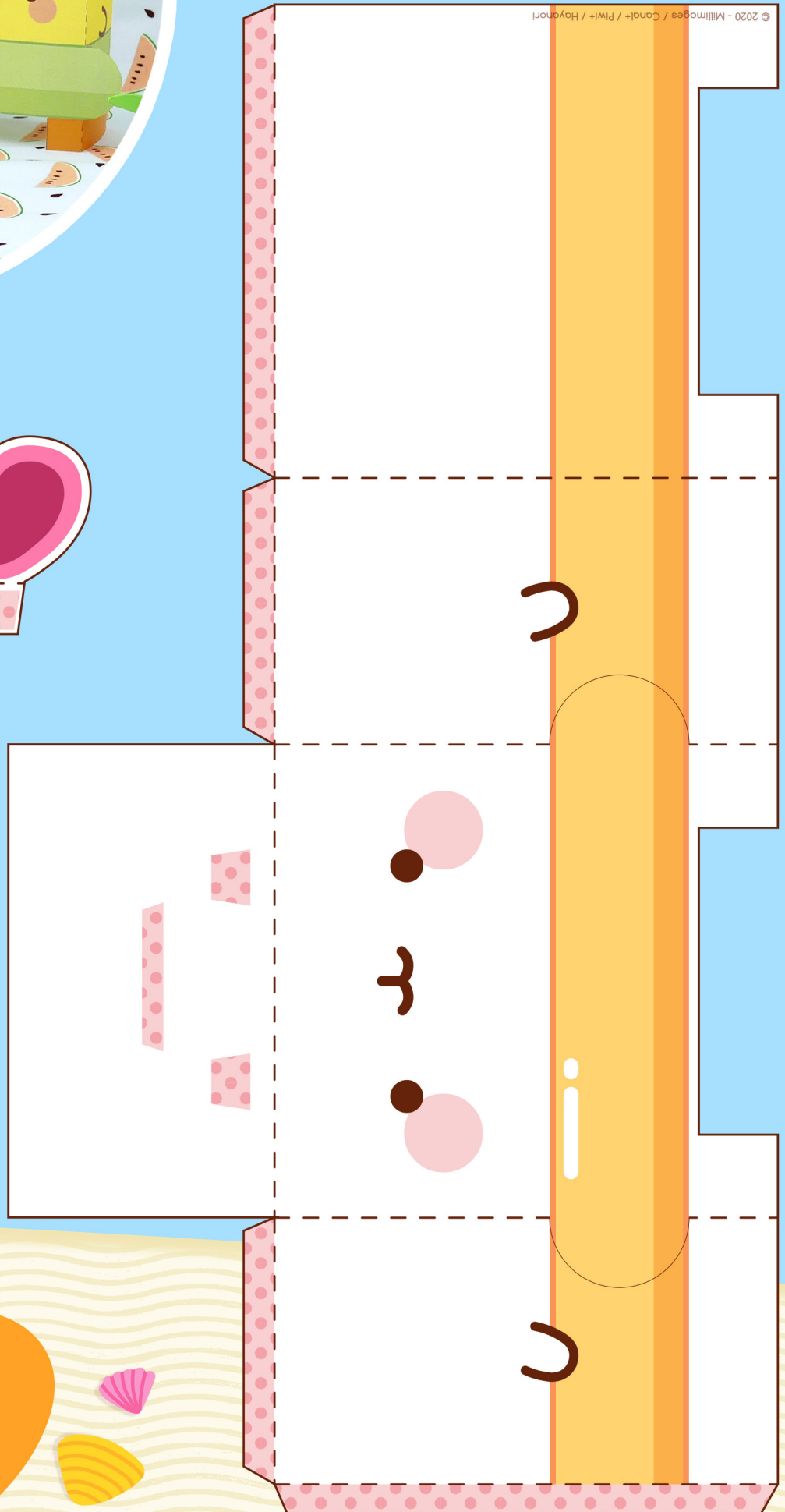




Colour Molang's clothes and accessories.



Open your eyes and look around you for anything white.
Stick your discoveries on Molang (it could be cotton wool,
paper, rice, white shells etc...)

Build your own Molang and Piu Piu paper figurines!

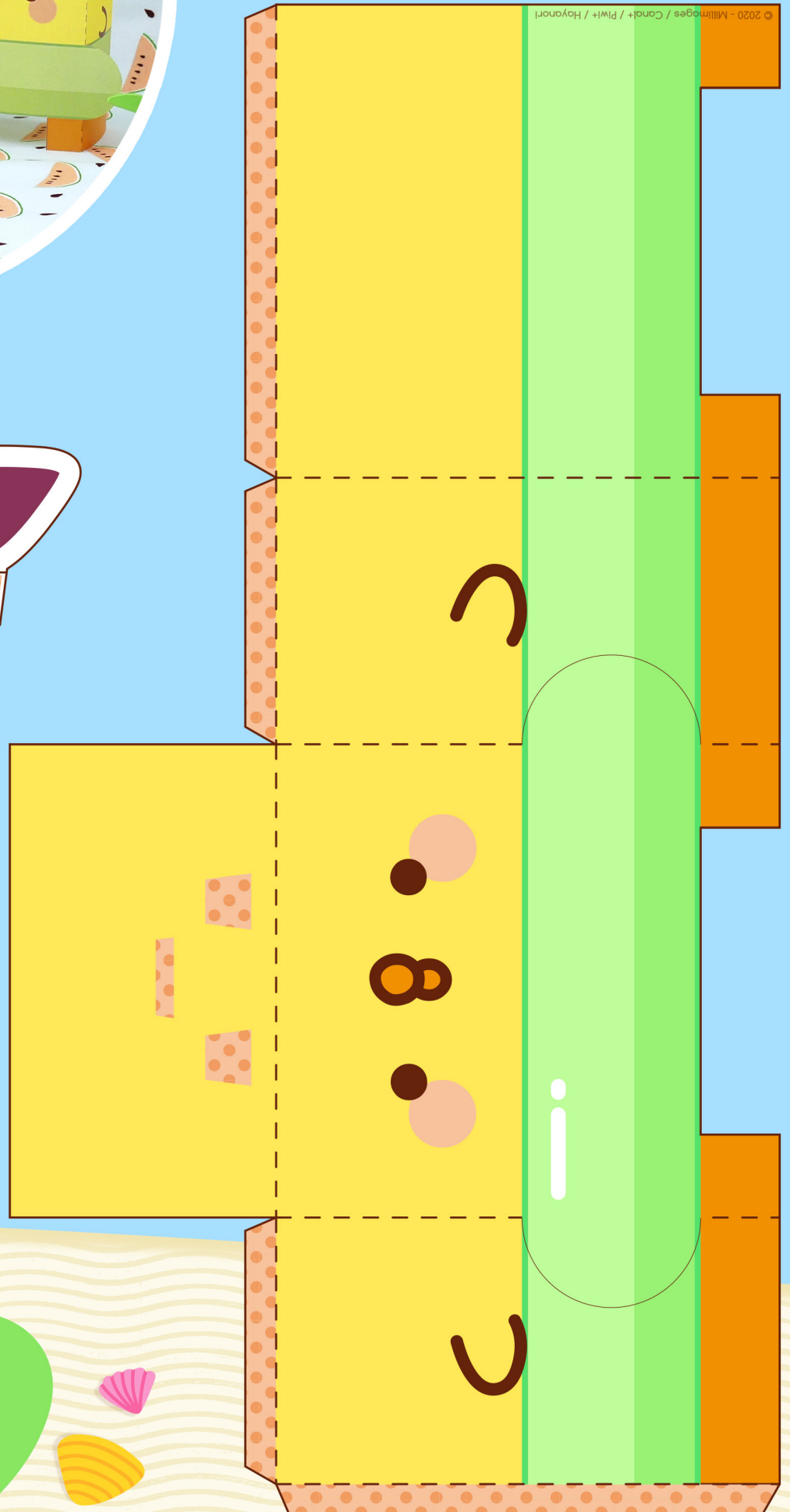



Cut

Fold

Stick

Build your own Molang and Piu Piu paper figurines!




Cut

Fold


Stick

Cut out and create
your own beach necklace!



----- Cut

MY MOLANG DANCE



1 HELLO (LEFT)



2 HELLO (RIGHT)



3 JUMP



4 MOONWALK



5 JUMP AND TURN RIGHT



6 MOONWALK



7 JUMP



8 SPIN



9 POSE!

You can find your favourite Molang songs on



Molang



MolangOfficial



MY ZEN BUBBLE

1

Make yourself comfortable

2

Close your eyes

3

Breathe in slowly through your nose,
exhale through your mouth

4

Imagine a giant bubble around you

EVEN DURING THE HOLIDAYS, DON'T FORGET TO STAY SAFE!



Don't touch your face



Wash your hands often



Don't hug your friends



Cover your coughs and sneezes



Throw used tissues
and face masks in the bin



Practice social distancing