







MAKE THE PJ AIRJET

Get ready to save
the sky!

You will need

-  A kitchen roll cardboard tube
-  Red paint
-  A paintbrush
-  A glue stick
-  Scissors
-  Grown-up help!

Instructions

1. Paint your cardboard tube red and leave it to dry
2. Carefully cut out your Airjet pieces
3. Stick the pieces onto your cardboard tube

