



PUT A HERO ON YOUR TREE

CHRISTMAS BALLBALL

YOU WILL NEED:

- 1 Paper plate
- Glue
- Ribbon or string
- Colouring pencils/pens
- Scissors
- Glitter
- The help of an adult

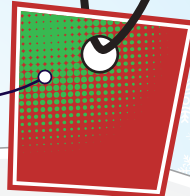
1

Cut out and decorate the **hanging TAB**, then glue to the edge of the paper plate as show opposite.

2


With the help from an adult cut out the PJ Masks Heroes along with other Christmas icons. Colour and glue these items to your paper plate. For a little extra sparkle decorate with glitter.

Hanging TAB





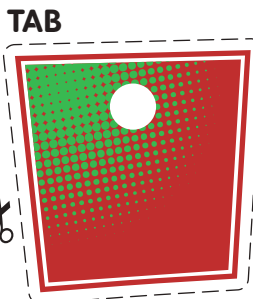

3

Thread a piece of string or ribbon through the hole within the TAB and with the help from an adult, hang your PJ Masks Christmas Ballball on the Tree.





PUT A HERO ON YOUR TREE





COUNTDOWN TO CHRISTMAS WITH YOUR FAVOURITE HERO



Colour each day as you countdown
to celebrate a PJ Masks Heroes
Christmas



www.pjmask.com



eOne PJ Masks © Frog Box / Entertainment One UK Limited / Walt Disney EMEA Productions Limited 2014





COUNTDOWN TO CHRISTMAS WITH YOUR FAVOURITE HERO



Colour in your Xmas advent as you
countdown to celebrate a PJ Masks
Heroes Christmas



www.pjmask.com





COUNTDOWN TO CHRISTMAS WITH YOUR FAVOURITE HERO

Colour in your Xmas lights as
you countdown to celebrate a
PJ Masks Heroes Christmas



2
DAYS
TO GO

3
DAYS
TO GO

1
DAY
TO GO

7
DAYS
TO GO

6
DAYS
TO GO

5
DAYS
TO GO

4
DAYS
TO GO



www.pjmask.com



PJ MASKS

**SANTA'S
PRESENTS**



Romeo has knocked Santa's presents out of his sleigh. The PJ Heroes need your help finding the 5 missing presents around the city.

www.pjmask.com



eOne PJ Masks © Frog Box / Entertainment One UK Limited / Walt Disney EMEA Productions Limited 2014

